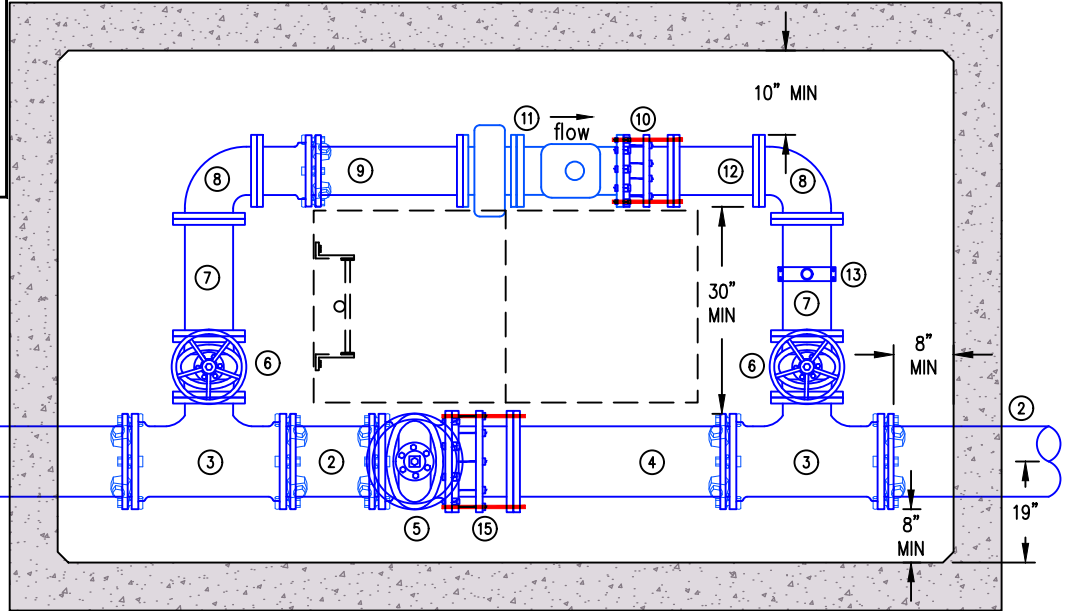
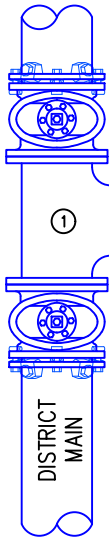


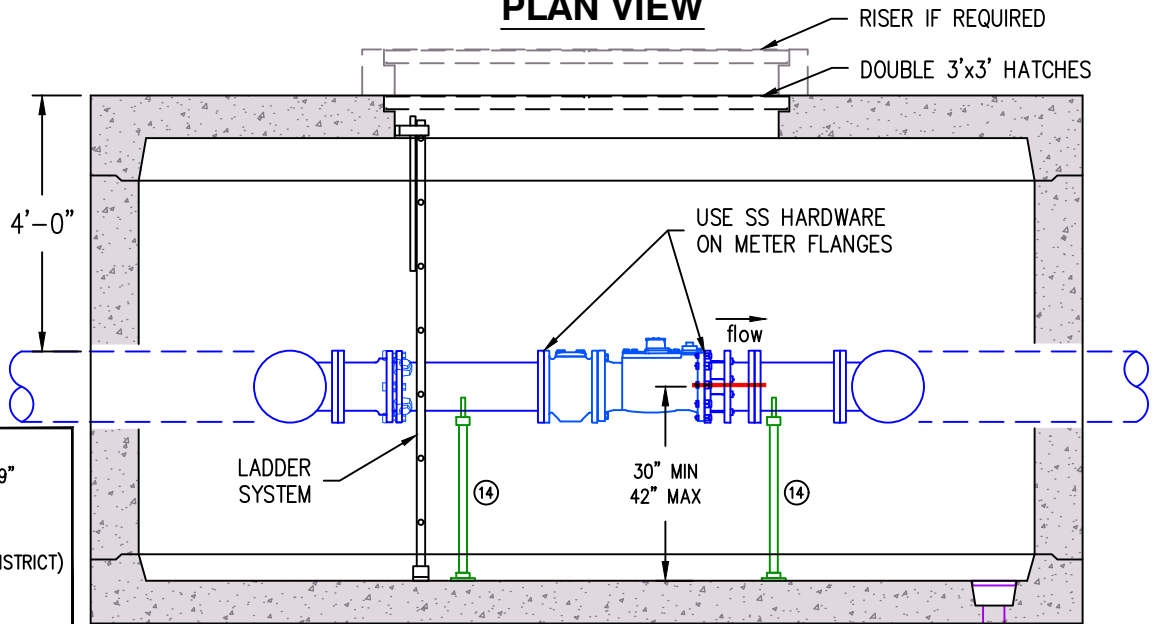
PARTS LIST

1. TEE/VALVE CLUSTER. SIZE AND NUMBER OF VALVES AS DETERMINED BY DISTRICT.
2. 12" DI PIPE, LTF
3. (2) 12"x8" DI TEE (RlxFL)
4. (1) 12" DI SPOOL (FLxPE), APPROX 48" LENGTH
5. (1) 12" GATE VALVE (FLxRJ) W/HANDWHEEL
6. (2) 8" GATE VALVE (FLxFL) W/HANDWHEEL
7. (2) 8" DI SPOOL (FLxFL) 22" LENGTH
8. (2) 8" DI 90° BEND (FLxFL)
9. (1) 8" DI SPOOL (FLxPE) APPROX 36" LENGTH
10. (1) 8" ROMAC DJ400 CLS E DISMANTLING JOINT, EPOXY COATED
11. (1) FLOW METER (PROVIDED BY DISTRICT)
12. (1) 8" DI SPOOL (FLxFL) 16" LENGTH
13. (1) 8"x2" DOUBLE STRAP SADDLE w/2" PLUG
14. (2) 8" AND (2) 12" ADJUSTABLE SADDLE-TYPE PIPE SUPPORTS
15. (1) 12" ROMAC DJ400 CLS E DISMANTLING JOINT, EPOXY COATED

- A. VAULT MINIMUM INSIDE DIMENSIONS OF 14'Lx8'Wx6.5'H. SEE DETAIL W-26 FOR ADDITIONAL VAULT INSTALLATION DETAILS.
- B. RESTRAIN ALL MECHANICAL JOINTS PER DETAIL W-16.
- C. RESTRAIN ALL JOINTS BETWEEN THE WATERMAIN AND THE METER ASSEMBLY. RESTRAIN ALL JOINTS ON THE DOWNSTREAM (CUSTOMER) SIDE OF THE METER FOR NO LESS THAN 150 FEET PAST THE VAULT UNLESS OTHER DISTRICT APPROVED THRUST CANCELLATION IS PROVIDED.
- D. USE ONE FULL STICK OF PIPE THROUGH THE VAULT TO INSURE ALIGNMENT. CUT OUT FOR INSTALLATION OF ASSEMBLY.
- E. SENSUS OMNI C2 METER (INCLUDING STRAINER) PROVIDED BY DISTRICT:
 - 6" RATED CAPACITY = 2,000 gpm x 80% = 1,600 gpm, WEIGHT 130 lbs, LENGTH 24".
 - 8" RATED CAPACITY = 2,700 gpm x 80% = 2,160 gpm, WEIGHT 470 lbs, LENGTH 30".



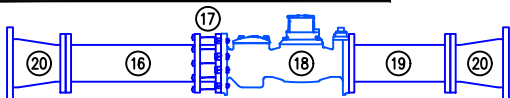
PLAN VIEW



ELEVATION VIEW

6" METER ALTERNATE PARTS

16. (1) 6" DI SPOOL (FLxPE), APPROX 29" LENGTH
17. 6" FLANGED COUPLING ADAPTER
18. (1) 6" FLOW METER (PROVIDED BY DISTRICT)
19. (1) 6" DI SPOOL (FLxFL) 18" LENGTH
20. (2) 8"x6" DI REDUCER (FLxFL)



6" METER FITTINGS



East Wenatchee Water District
WATER SYSTEM STANDARD DETAIL

COPYRIGHT 2025 EAST WENATCHEE WATER DISTRICT. MAY BE REPRODUCED UNMODIFIED FOR DISTRICT PROJECTS. OTHER REPRODUCTION OR USE WITHOUT THE DISTRICT'S WRITTEN CONSENT IS PROHIBITED.

6" & 8" METER ASSEMBLY

FILENAME: EWDTW33

REVISED: FEB 6, 2024

DRAWING No. W-33

SHEET No. 30